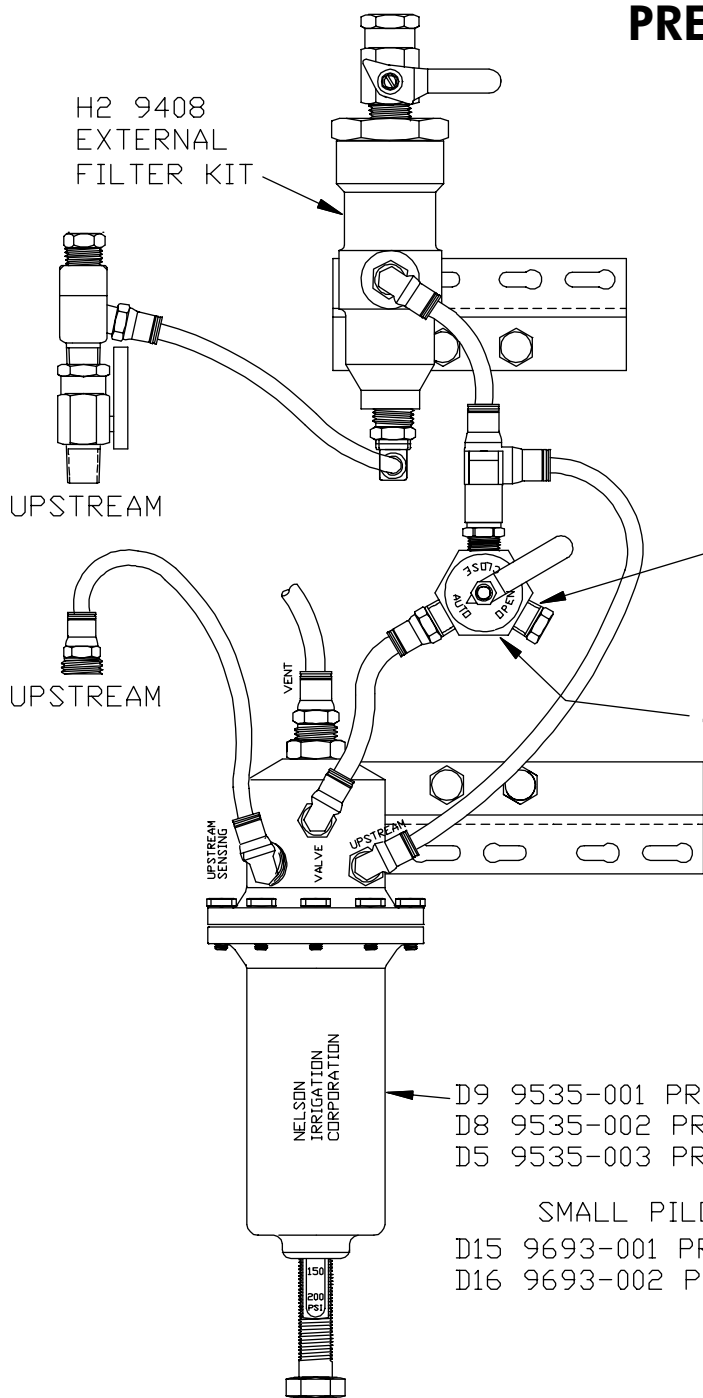


**PRESSURE SUSTAINING/RELIEF
 WITH EXTERNAL FILTER**

ACCURATELY MAINTAINS A CONSTANT, PRESET, UPSTREAM PRESSURE BY DISCHARGING WATER AS REQUIRED.



MODEL

D5	E1 H2
D8	
D9	
D15	
D16	

TO OPEN THE VALVE COMPLETELY REMOVE THIS PLUG AND SELECT THE OPEN POSITION.

8980 – MANUAL SELECTOR VALVE KIT
 THREAD INTO CONTROL CHAMBER

FLOW DIRECTION



- D9 9535-001 PRES-SUSTAINING 5-50 PSI (.3-3.4 BAR)
- D8 9535-002 PRES-SUSTAINING 10-120 PSI (.7-8.3 BAR)
- D5 9535-003 PRES-SUSTAINING 25-200 PSI (1.7-13.8 BAR)

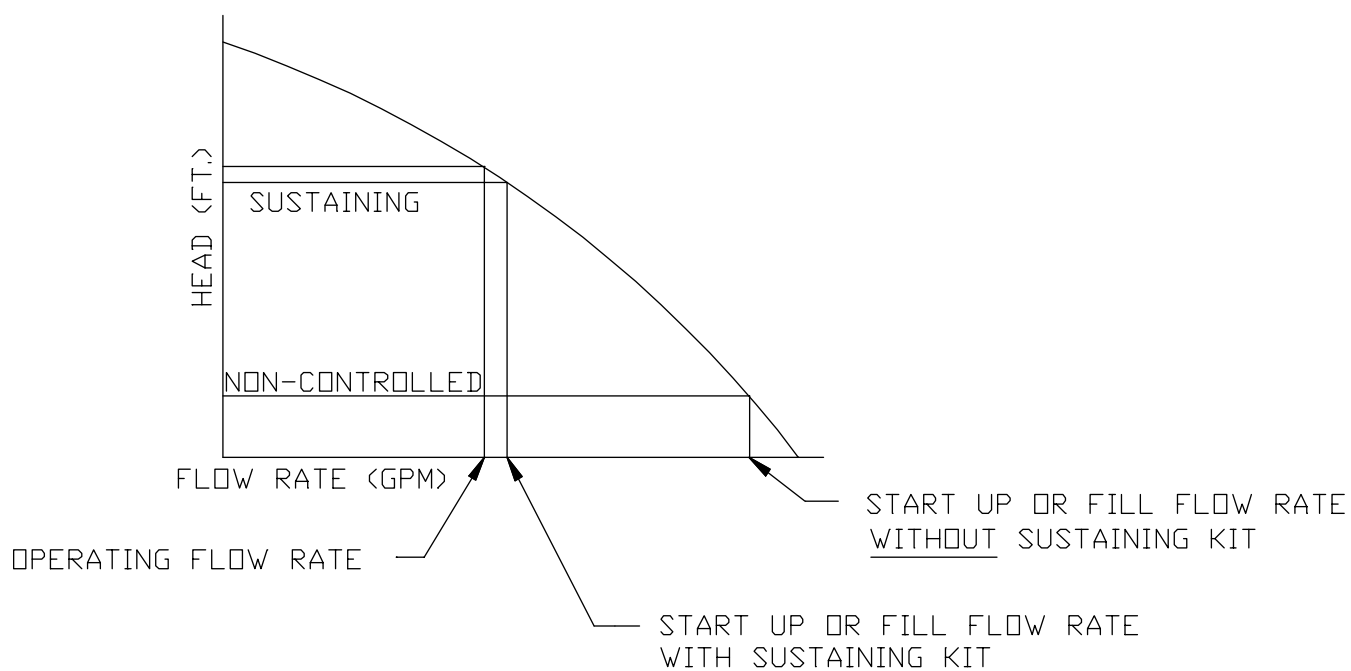
SMALL PILOT FOR 2" AND 3" VALVES

- D15 9693-001 PRES-SUSTAINING 5-60 PSI (.3-4 BAR)
- D16 9693-002 PRES-SUSTAINING 10-120 PSI (.7-8.3 BAR)

PRESSURE SUSTAINING Typical Application

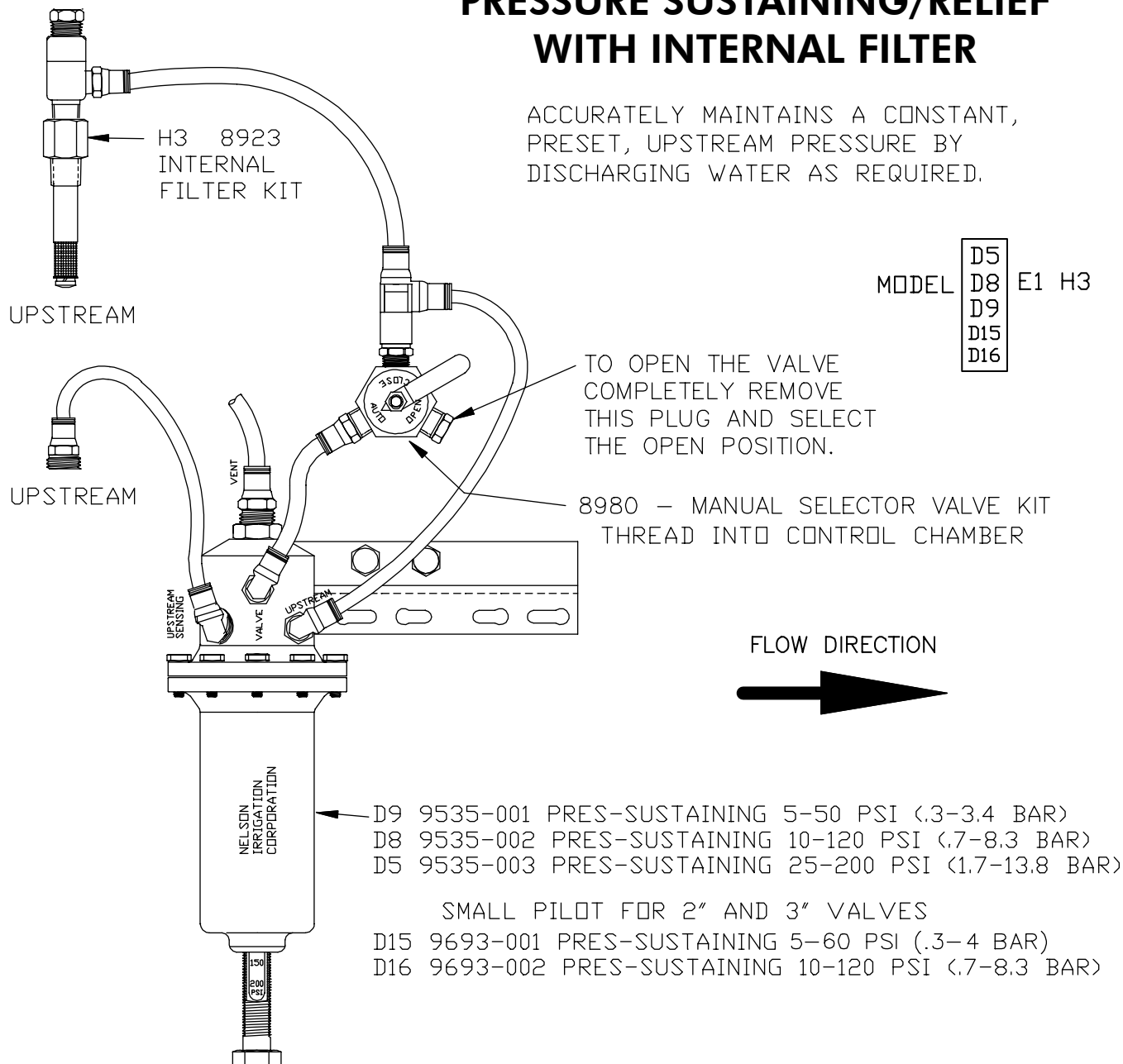
OBJECTIVE

PREVENT START UP OR FILL FLOW RATE FROM BEING SO HIGH THAT IT CREATES WATER HAMMER. THIS IS ACCOMPLISHED BY USING THE SUSTAINING CONTROL TO HOLD BACK PRESSURE AGAINST THE PUMP.



PRESSURE SUSTAINING/RELIEF WITH INTERNAL FILTER

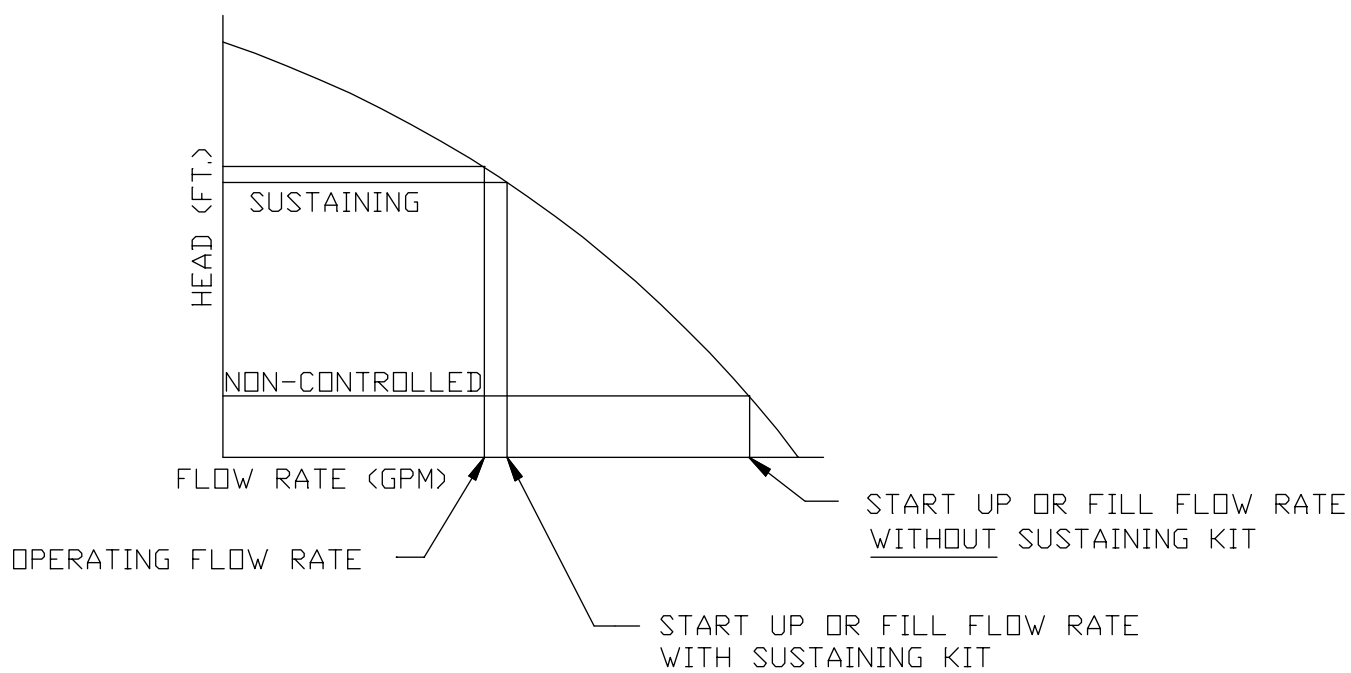
ACCURATELY MAINTAINS A CONSTANT, PRESET, UPSTREAM PRESSURE BY DISCHARGING WATER AS REQUIRED.



PRESSURE SUSTAINING Typical Application

OBJECTIVE

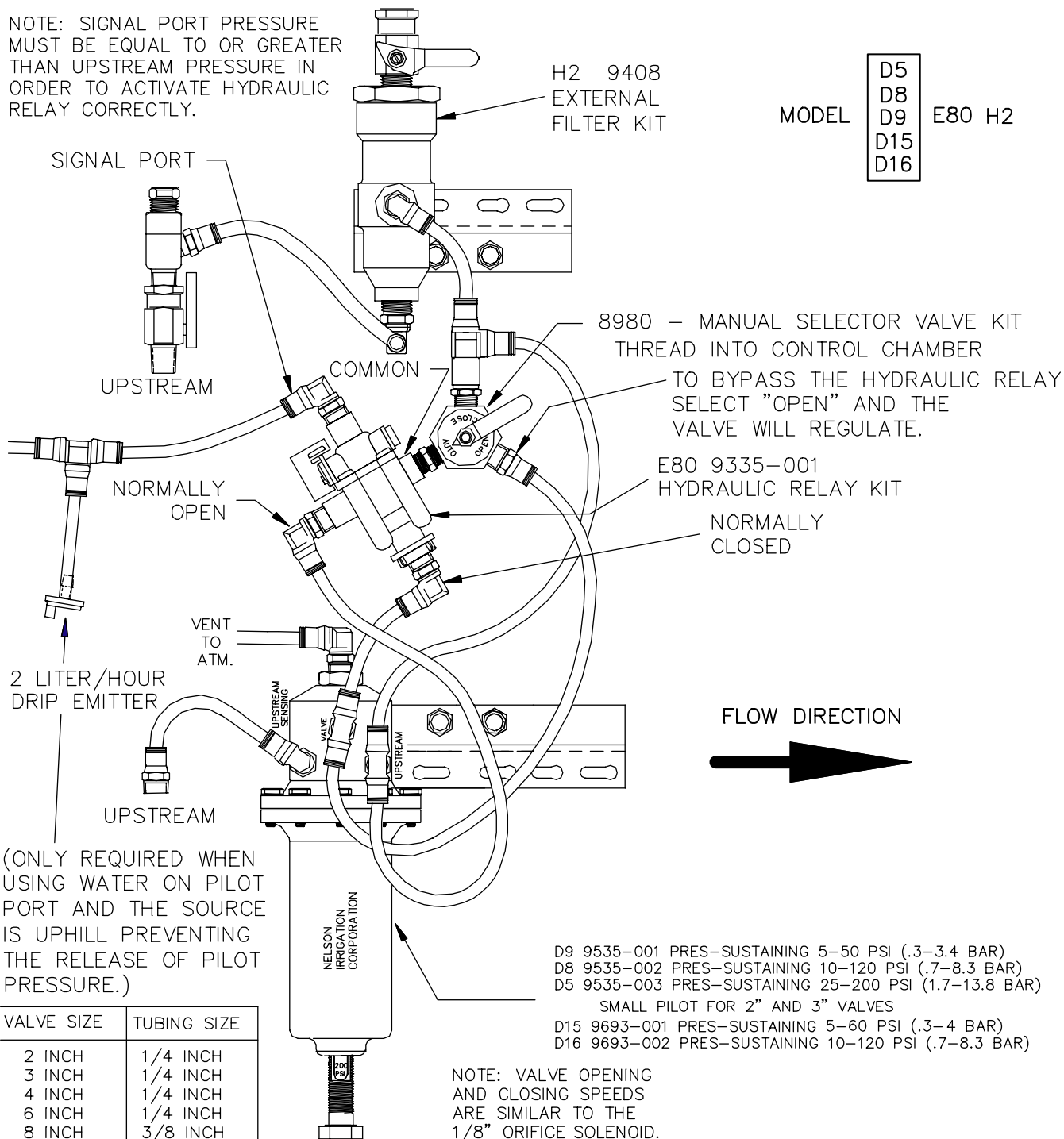
PREVENT START UP OR FILL FLOW RATE FROM BEING SO HIGH THAT IT CREATES WATER HAMMER. THIS IS ACCOMPLISHED BY USING THE SUSTAINING CONTROL TO HOLD BACK PRESSURE AGAINST THE PUMP.



PRESSURE SUSTAINING WITH HYDRAULIC RELAY & EXTERNAL FILTER

HYDRAULIC RELAY PRESSURIZED AT SIGNAL PORT: PRESSURE SUSTAINING VALVE AUTOMATICALLY MAINTAINS A CONSTANT, PRESET UPSTREAM PRESSURE BY DISCHARGING WATER AS REQUIRED.
HYDRAULIC RELAY NOT PRESSURIZED AT SIGNAL PORT: VALVE WILL CLOSE.

NOTE: SIGNAL PORT PRESSURE MUST BE EQUAL TO OR GREATER THAN UPSTREAM PRESSURE IN ORDER TO ACTIVATE HYDRAULIC RELAY CORRECTLY.



MODEL D5
D8
D9
D15
D16 E80 H2

(ONLY REQUIRED WHEN USING WATER ON PILOT PORT AND THE SOURCE IS UPHILL PREVENTING THE RELEASE OF PILOT PRESSURE.)

VALVE SIZE	TUBING SIZE
2 INCH	1/4 INCH
3 INCH	1/4 INCH
4 INCH	1/4 INCH
6 INCH	1/4 INCH
8 INCH	3/8 INCH

- D9 9535-001 PRES-SUSTAINING 5-50 PSI (.3-3.4 BAR)
- D8 9535-002 PRES-SUSTAINING 10-120 PSI (.7-8.3 BAR)
- D5 9535-003 PRES-SUSTAINING 25-200 PSI (1.7-13.8 BAR)
- SMALL PILOT FOR 2" AND 3" VALVES
- D15 9693-001 PRES-SUSTAINING 5-60 PSI (.3-4 BAR)
- D16 9693-002 PRES-SUSTAINING 10-120 PSI (.7-8.3 BAR)

NOTE: VALVE OPENING AND CLOSING SPEEDS ARE SIMILAR TO THE 1/8" ORIFICE SOLENOID.